OFLG Series Compressed Air Filters

ozen AIR TECHNOLOGY

Technical Specifications OFLG (12-1600 scfm)

Model	Capacity	Coupling Size	Max Working Pressure	Element Model	Housing Diamensions (inch)				
	scfm		psi		A	B	C	D	E
OFLG-12	12	1/4"	290	OFGM-12	3,0	1,7	7,6	6,8	0,27
OFLG-15	15	1/4"	290	OFGM-15	4,0	1,7	8,4	7,6	0,27
OFLG-24	24	3/8"	290	OFGM-24	3,0	1,7	7,6	6,8	0,27
OFLG-30	30	3/8"	290	OFGM-30	4,0	1,7	8,4	7,6	0,27
OFLG-60	60	1/2"	290	OFGM-60	4,0	1,7	10,0	9,0	0,27
OFLG-90	90	3/4"	290	OFGM-90	4,8	1,7	11,7	10,6	0,32
OFLG-120	120	3/4"	290	OFGM-120	4,8	1,7	14,2	13,0	0,32
OFLG-150	150	1"	290	OFGM-150	4,8	1,7	15,8	14,7	0,32
OFLG-175	175	11/4"	290	OFGM-175	4,8	1,7	18,0	16,6	0,32
OFLG-300	300	11/4"	290	OFGM-300	4,8	1,7	19,2	17,8	0,32
OFLG-350	350	11/2"	290	OFGM-350	4,8	1,7	21,0	19,6	0,35
OFLG-500	500	2"	290	OFGM-500	6,3	1,7	24,5	22,9	0,35
OFLG-700	700	2"	290	OFGM-700	6,3	1,7	27,2	25,6	0,35
OFLG-900	900	21/2"	290	OFGM-900	7,6	1,7	28,5	26,3	0,40
OFLG-1100	1100	3"	290	OFGM-1100	7,6	1,7	34,0	31,8	0,40
OFLG-1300	1300	3"	290	OFGM-1300	7,6	1,7	36,2	34,0	0,45
OFLG-1600	1600	3"	290	OFGM-1600	7,6	1,7	41,9	40,0	0,45

FILTERING SPESIFICATIONS

Pre Filtering

P

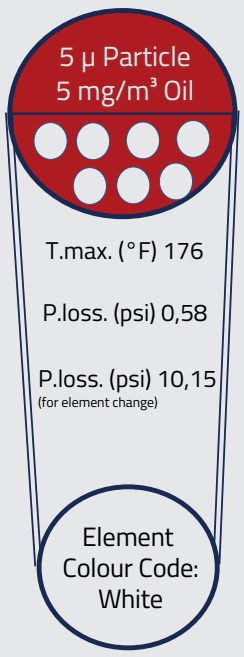

General Purpose

X

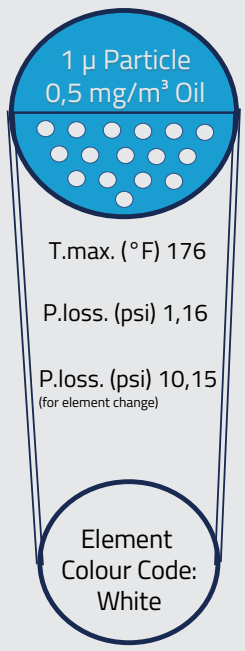

Oil Removal

Y

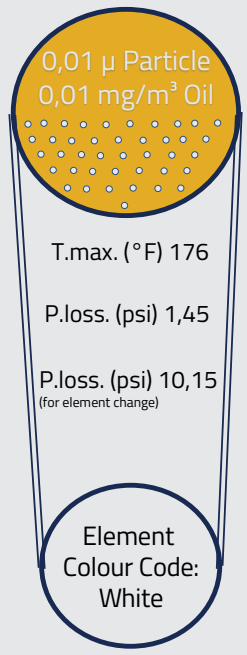

Activated Carbon

A

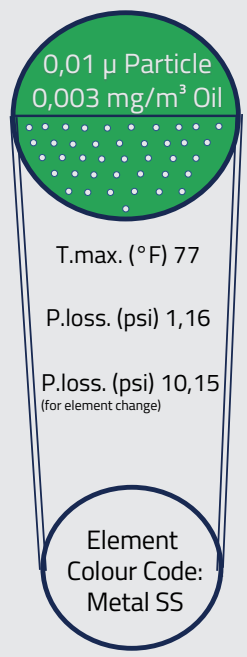

Notes:

1) Grade A must not operate in oil saturated conditions.
2) Grade A elements should be replaced periodically to suit the applications but must be changed at least every six months.
3) Grade A will not remove certain gases including carbon monoxide and carbon dioxide. Please refer to works if in doubt.
4) Flow rates are based certain gages including carbon monoxide and carbon dioxide. Please refer to works if in doubt.
5) All filters are suitable for use with mineral and synthetic oils.
6) Gauge type pressure indicators are fitted to models OFLG-12 to OFLG-1600 as standart.
7) All filters are in comformity with the Pressure Equipment Directive (97/23/ec)

DRAIN TYPE
Electro-adjustable
External float type
Zero-loss drain
Manual

INDICATOR TYPE
Gauge with or without electrical contact

CORRECTION FACTORS FOR ODRD DRYERS											
Operating Pressure (psi)	15	44	73	100	131	160	189	218	232	261	290
X1	0,50	0,71	0,87	1,00	1,12	1,22	1,32	1,44	1,50	1,57	1,63